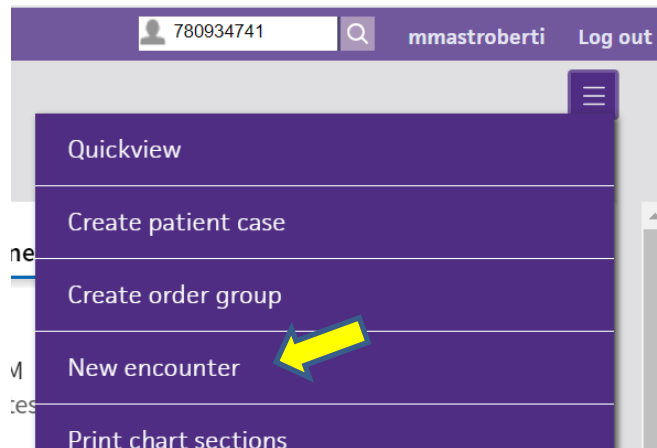


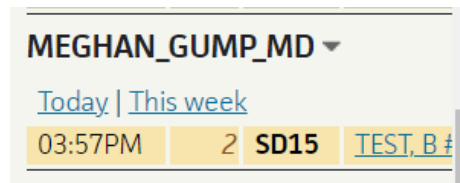
Creating an Encounter 'On the Fly' ~ FOR PROVIDERS

Athena allows users to create an encounter without an appointment – a quick one-click way to open an encounter for documentation and billing purposes. Particular use-cases include any time a provider is rendering care (on call or on the phone, for example) outside of an office visit.

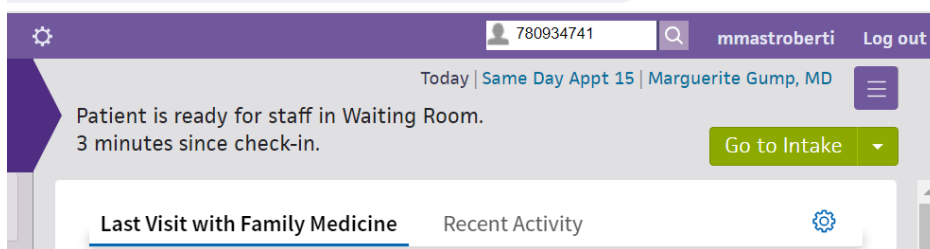
Navigate to the top right corner of the patient's chart and tap on the Stack (or Hamburger) menu and choose New Encounter.



This instantly creates an encounter and an accompanying appointment. This appointment time CANNOT be changed.



Please note the appointment type and provider can be changed by clicking on the blue links above "Go to Intake." [This works the same way in ANY encounter.] If you update the appointment type to a Virtual Visit, athena will send the patient a video link.



The rest of the visit can be documented as usual.